



Commissioners Court of Tyler County

July 21, 2016

RE: Submittal of County Precincts
Road and Bridges Annual Report

Tyler County District Clerk
ATTN: Chryl Pounds
100 W. Bluff Street, Room 203
Woodville, TX 75979

District Clerk Pounds:

In accordance with Texas State Transportation Code Section 251.005 stating a county commissioner serving as a road supervisor shall make a sworn annual report during the ninth month of the county fiscal year detailing the condition of each road and bridge, expected costs to maintain county roads during the next fiscal year, number of traffic control devices which are defaced or torn down, any new roads to be opened, and any bridges, culverts, or other improvements necessary to place the county roads in good condition and cost information for those improvements, attached are the Annual Road and Bridge Reports for Precincts 1, 2, 3, and 4 in Tyler County, Texas.

These reports have been approved and entered into the minutes of the July 21, 2016, Commissioners Court. Section 251.005(c) states the report shall be submitted to the grand jury at the first term of the district court occurring after the report is made to the Commissioners Court. Attached also is a letter to the grand jury requesting its approval. Upon approval and signature by the grand jury foreman, a copy should be returned to the office of the County Judge, attention Jill Davis, for further distribution.

PASSED AND APPROVED this ____ day of _____, 2016 by the Tyler County Commissioners Court.

Martin Nash
Commissioner, Pct. 1

James (Rusty) Hughes
Commissioner, Pct. 2

Mike Marshall
Commissioner, Pct. 3

Julius (Jack) Walston
Commissioner, Pct. 4

Jacques L. Blanchette
County Judge

ATTEST: _____
Donece Gregory, County Clerk

NO. (GRAND JURY MATTER)

THE STATE OF TEXAS

IN THE DISTRICT COURT

OF

TYLER COUNTY, TEXAS

IN RE: TYLER COUNTY
COMMISSIONERS ANNUAL
ROAD REPORT

REPORT OF THE GRAND JURY

On this the _____, the Grand jury of Tyler County, Texas received and filed for record the Annual Road Reports for Tyler County Commissioner, Pct. 1, Tyler County Commissioner, Pct. 2, Tyler County Commissioner, Pct. 3 and Tyler County Commissioner, Pct. 4.

Foreman of the Grand Jury



COUNTY OF TYLER §

PRECINCT NO. 1 §

Annual Road Report

Pursuant to Transportation Code Section 251.005, this Annual Road Report provides information on the condition of each road, culvert, and bridge in the County by Precinct along with costs associated with maintaining existing roads, culvert, and bridges. Furthermore, suggestions are included where new roads may be needed. This report covers the County roads activity for the period of September 2014 through August 2016.

1. Condition of each road, culvert, and bridge in the precinct and the primary cause of any road, culvert or bridge degradation:
(These can be listed separate on another page if additional space is needed.)
(SEE ATTACHED)

2. Amount of money necessary for maintenance of the precinct roads during the next fiscal year: (SEE ATTACHED)

3. Number of traffic control devices in the precinct defaced or torn down: (SEE ATTACHED)

4. Any new road that should be opened in the precinct: (SEE ATTACHED)

5. Any bridges, culverts, or other improvements necessary to place the precinct roads in good condition, and the probable cost of the improvements: (again can list on separate page if needed)
(SEE ATTACHED)

Submitted by the undersigned on this 5 th day of JULY, 2016.


Martin Nash
Commissioners Printed Name

Martin F. Nash
Commissioner Martin F. Nash, Precinct 1

Subscribed and sworn to, before me, the undersigned authority, this 5 th day of July, 2016.

Mary D. Walters
Notary Public

My commission expires: 11/18/2019



Yler City Annual Road Report - Precinct 2

List of County Roads by Name/Number	Road Condition- Rank on a Scale of 1-5: 1=Poor 5=Excellent	Cause of Degradation	Number of Culverts needing repair or replacement	Bridges in need of repair or replacement	Control Devices (Signs, Lights needing repair or replacement)	New Roads Needed for opening	Average Costs of Maintenance in Coming Year for Specific Road (Pct Budget/Miles)	Extra or additional Cost of Repairs Identified in Report for Specific Road
1 CR 1010 - 2.464	5	Heavy Truck Traffic	0	0	0	0	10,333.86	NA
2 CR 1015 - 0.864	2	Heavy Truck Traffic	3	0	0	0	3,623.56	\$69,120.00
3 CR 1020 - 1.81	5	Heavy Truck Traffic	0	0	0	0	7,591.03	90,500.00
4 CR 1028 - 0.172	4	Heavy Truck Traffic	2	0	0	0	721.35	8,600.00
5 CR 1030 - 0.373	4	Heavy Truck Traffic	0	0	0	0	1,564.33	18,650.00
6 CR 1075 - 0.143	4	Heavy Truck Traffic	0	0	0	0	599.73	7,150.00
7 CR 1095 - 0.193	3	Heavy Truck Traffic	0	0	0	0	809.43	9,650.00
8 CR 1096 - 1.266	3	Heavy Truck Traffic	2	0	0	0	5,309.52	63,300.00
9 CR 1100 - 2.388	2	Heavy Truck Traffic	4	0	0	0	10,015.12	119,400.00
10 CR 1115 - 0.194	3	Heavy Truck Traffic	1	0	0	0	813.62	9,700.00
11 CR 1120 - 0.586	4	Heavy Truck Traffic	1	0	0	0	2,457.64	14,650.00
12 CR 2015 - 0.512	1	Heavy Truck Traffic	2	0	0	0	2,147.29	12,800.00
13 CR 2025 - 1.046	2	Heavy Truck Traffic	0	0	0	0	4,386.86	52,300.00
14 CR 2050 - 1.623	4	Heavy Truck Traffic	3	0	0	0	6,806.76	40,575.00
15 CR 2075 - 0.478	3	Heavy Truck Traffic	0	0	0	0	2,004.70	23,900.00
16 CR 2077 - 0.73	2	Heavy Truck Traffic	1	0	0	0	3,061.57	18,250.00
17 CR 2080 - 0.596	2	Heavy Truck Traffic	2	0	0	0	2,499.58	24,800.00
18 CR 2085 - 0.648	2	Heavy Truck Traffic	2	1	0	0	2,717.67	16,200.00
19 CR 2100 - 3.288	3	Heavy Truck Traffic	4	0	0	0	13,789.67	82,200.00
20 CR 2125 - 0.726	2	Heavy Truck Traffic	3	0	0	0	3,044.80	18,150.00
21 CR 2130 - 0.371	2	Heavy Truck Traffic	1	0	0	0	1,555.95	9,275.00
22 CR 2150 - 4.39	2	Heavy Truck Traffic	4	2	0	0	18,411.39	109,750.00
23 CR 2152 - 0.1	3	Heavy Truck Traffic	0	0	0	0	419.39	2,500.00
24 CR 2153 - 0.261	2	Light Truck Traffic	2	0	0	0	905.89	6,525.00
25 CR 2155 - 0.326	2	Light Truck Traffic	1	0	0	0	445.71	8,150.00
26 CR 2162 - 0.363	2	Light Truck Traffic	2	0	0	0	1,522.40	9,075.00
27 CR 2175 - 4.727	1	Heavy Truck Traffic	2	0	0	0	19,824.75	118,175.00
28 CR 2200 - 2.243	1	Heavy Truck Traffic	8	0	0	0	9,407.00	56,075.00
29 CR 2225 - 1.011	2	Light Truck Traffic	2	0	0	0	4,240.07	25,275.00
30 CR 2300 - 3.409	3	Light Truck Traffic	5	1	0	0	14,297.14	85,225.00
31 CR 2310 - 0.753	2	Light Truck Traffic	0	0	0	0	3,158.03	18,825.00
32 CR 2320 - 0.572	3	Light Truck Traffic	0	0	0	0	2,398.93	14,300.00
33 CR 2340 - 0.41	3	Light Truck Traffic	0	0	0	0	1,719.51	10,250.00

34 CR 2375 - 1.753	2	Light Truck Traffic	0	0	7,351.97	\$43,825.00
35 CR 2380 - 0.738	0	Light Truck Traffic	2	0	3,095.12	18,450.00
36 CR 2385 - 0.105	0	Light Truck Traffic	0	0	440.36	2,625.00
37 CR 2390 - 0.2	0	Light Truck Traffic	0	0	838.78	5,000.00
38 CR 2400 - 3.888	5	Light Truck Traffic	0	0	16,306.03	97,200.00
39 CR 2405 - 0.1	0	Light Truck Traffic	0	1	419.39	2,500.00
40 CR 2450 - 0.161	2	Light Truck Traffic	0	0	675.22	4,025.00
41 CR 2475 - 0.766	2	Light Truck Traffic	0	0	3,212.55	19,150.00
42 CR 2510 - 0.248	2	Light Truck Traffic	0	0	1,040.09	6,200.00
43 CR 2512 - 0.44	2	Light Truck Traffic	0	0	1,845.33	11,000.00
44 CR 2525 - 2.61	2	Light Truck Traffic	0	0	10,946.18	65,250.00
45 CR 2550 - 0.947	3	Light Truck Traffic	0	0	3,971.66	23,675.00
46 CR 2565 - 3.099	2	Light Truck Traffic	0	0	12,997.02	77,475.00
47 CR 2567 - 0.085	0	Light Truck Traffic	0	0	356.48	2,125.00
48 CR 2570 - 5.662	10	Light Truck Traffic	1	0	23,746.08	141,550.00
49 CR 2573 - 0.113	0	Light Truck Traffic	0	0	473.91	2,825.00
50 CR 2575 - 2.297	2	Heavy Truck Traffic	1	0	9,633.48	57,425.00
51 CR 2577 - 0.171	1	Light Truck Traffic	0	0	717.16	4,275.00
52 CR 2580 - 1.854	3	Light Truck Traffic	0	0	7,775.56	46,350.00
53 CR 2590 - 4.674	4	Heavy Truck Traffic	0	0	19,602.47	116,850.00
54 CR 2592 - 0.533	0	Light Truck Traffic	0	0	2,235.37	13,325.00
55 CR 2595 - 0.256	1	Light Truck Traffic	0	0	1,073.64	6,400.00
56 CR 2597 - 0.36	0	Light Truck Traffic	0	0	1,509.81	9,000.00
57 CR 2600 - 1.66	3	Light Truck Traffic	0	0	6,961.94	41,500.00
59 CR 2610 - 0.283	1	Light Truck Traffic	0	0	1,186.88	7,075.00
60 CR 2615 - 0.173	0	Light Truck Traffic	0	0	725.55	4,325.00
61 CR 2617 - 0.048	0	Light Truck Traffic	0	0	201.30	1,200.00
62 CR 2618 - 0.103	0	Light Truck Traffic	0	0	431.97	2,575.00
63 CR 2620 - 0.563	0	Light Truck Traffic	0	0	2,361.18	14,075.00
64 CR 2630 - 0.216	1	Light Truck Traffic	0	0	905.89	5,400.00
65 CR 2635 - 0.166	0	Light Truck Traffic	0	0	696.19	4,150.00
66 CR 2644 - 0.077	0	Light Truck Traffic	0	0	322.93	1,925.00
68 CR 2650 - 2.437	4	Heavy Truck Traffic	1	0	10,220.63	60,925.00
69 CR 2670 - 5.157	6	Very Light Traffic	2	0	21,628.18	128,925.00
70 CR 2740 - 0.134	3	Light Truck Traffic	0	0	561.98	3,350.00
71 CR 2765 - 0.446	0	Light Truck Traffic	0	0	1,870.49	11,150.00
72 CR 2770 - 2.419	6	Light Truck Traffic	0	0	10,145.14	60,475.00
73 CR 2773 - 0.195	0	Light Truck Traffic	0	0	817.81	4,875.00
74 CR 2775 - 1.892	2	Heavy Truck Traffic	0	0	7,934.93	47,300.00
75 CR 2776 - 0.091	0	Light Truck Traffic	0	2	381.64	2,275.00

City of ... hty Annual Road
Report-Precinct 2

76 CR 2777 - 0.696	4 Light Truck Traffic	0	0	0	0	2,918.98	17,400.00
77 CR 2778 - 0.281	3 Light Truck Traffic	1	0	0	0	1,178.49	7,025.00
78 CR 2780 - 2.927	3 Light Truck Traffic	2	0	0	0	12,275.66	73,175.00
79 CR 2790 - 2.508	3 Light Truck Traffic	1	1	0	0	10,518.40	62,700.00
80 CR 2800 - 2.113	2 Light Truck Traffic	5	0	0	0	8,861.79	169,040.00
81 CR 2810 - 4.489	2 Light Truck Traffic	3	2	0	0	18,826.59	112,225.00
82 CR 2811 - 0.2	3 Light Truck Traffic	1	0	1	0	838.78	5,000.00
83 CR 2834 - 1.851	2 Light Truck Traffic	2	0	0	0	7,762.98	46,275.00
84 CR 2836 - 0.142	3 Light Truck Traffic	0	0	0	0	595.53	3,550.00
85 CR 2837 - 0.021	3 Light Truck Traffic	0	0	0	0	88.07	525.00
86 CR 2845 - 7.792	1 Light Truck Traffic	8	0	0	0	32,679.18	194,800.00



COUNTY OF TYLER §

PRECINCT NO. 2 §

Annual Road Report

Pursuant to Transportation Code Section 251.005, this Annual Road Report provides information on the condition of each road, culvert, and bridge in the County by Precinct along with costs associated with maintaining existing roads, culvert, and bridges. Furthermore, suggestions are included where new roads may be needed. This report covers the County roads activity for the period of September 2014 through August 2016.

1. Condition of each road, culvert, and bridge in the precinct and the primary cause of any road, culvert or bridge degradation:
(These can be listed separate on another page if additional space is needed.)
(SEE ATTACHED)
2. Amount of money necessary for maintenance of the precinct roads during the next fiscal year: (SEE ATTACHED)
3. Number of traffic control devices in the precinct defaced or torn down: (SEE ATTACHED)
4. Any new road that should be opened in the precinct: (SEE ATTACHED)
5. Any bridges, culverts, or other improvements necessary to place the precinct roads in good condition, and the probable cost of the improvements: (again can list on separate page if needed)
(SEE ATTACHED)

Submitted by the undersigned on this 5 th day of JULY, 2016.

Rusty Hughes
Commissioners Printed Name


Rusty Hughes
Commissioner Rusty Hughes, Precinct 2

Subscribed and sworn to, before me, the undersigned authority, this 5 th day of July, 2016.

Mary D. Walters

Notary Public

My commission expires: 11/18/2019



Tyler County Annual Road Report-Precinct 1

List of County Roads by Name/Number	Road Condition-Rank on a Scale of 1-5: 1=Poor 5=Excellent	Cause of Degradation	Number of Culverts needing repair or replacement	Bridges in need of repair or replacement	Control Devices (Signs, Lights needing repair or replacement)	New Roads Needed for opening	Average Costs of Maintenance in Coming Year for Specific Road (Pct Budget/Miles)	Extra or additional Cost of Repairs Identified in Report for Specific Road
1 CR 1040 - 0.727	2	truck traffic	0	0	2	0	\$3,258.07	\$72,700.00
2 CR 1044 - 0.105	4	truck traffic	0	0	1	0	470.56	
3 CR 1046 - 0.115	4	truck traffic	0	0	1	0	515.37	
4 CR 1050 - 1.431	3	weather	0	0	2	0	6,413.06	121,550.00
5 CR 1060 - 0.359	3	weather	0	0	1	0	1,608.86	8,975.00
6 CR 1065 - 0.31	3	weather	0	0	1	0	1,389.27	7,750.00
7 CR 1125 - 1.896	2	truck traffic	2	0	3	0	8,496.98	144,800.00
8 CR 1130 - 0.67	3	truck traffic	0	0	1	0	3,002.62	16,750.00
9 CR 1135 - 0.419	3	truck traffic	1	0	1	0	1,877.76	10,475.00
10 CR 1150 - 4.397	2	truck traffic	2	0	3	0	19,705.28	219,850.00
11 CR 1152 - 1.171	3	truck traffic	0	0	1	0	5,247.87	29,275.00
12 CR 1170 - 3.458	3	truck traffic	3	0	3	0	15,497.13	172,900.00
13 CR 1205 - 0.927	4	truck traffic	1	0	2	0	4,154.37	
14 CR 1220 - 2.943	3	truck traffic	0	0	2	0	13,189.14	147,150.00
15 CR 1221 - 0.096	2	weather	0	0	1	0	430.22	4,800.00
16 CR 1222 - 0.108	2	weather	0	0	1	0	484.45	5,400.00
17 CR 1230 - 0.191	4	weather	0	0	1	0	163.49	
18 CR 1231 - 0.066	2	weather	0	0	1	0	295.78	1,650.00
19 CR 1240 - 0.742	3	truck traffic	1	0	1	0	3,325.29	18,550.00
20 CR 1245 - 0.217	2	truck traffic	1	0	1	0	972.49	10,850.00
21 CR 1250 - 0.602	3	truck traffic	1	0	1	0	2,697.88	15,050.00
22 CR 1270 - 1.116	3	truck traffic	0	0	1	0	5,001.38	55,800.00
23 CR 1300 - 0.822	3	truck traffic	0	0	1	0	3,683.81	41,100.00
24 CR 1308 - 0.289	3	truck traffic	0	0	1	0	1,295.16	14,450.00
25 CR 1324 - 0.122	3	weather	0	0	1	0	546.74	3,050.00
26 CR 1325 - 8.287	2	truck traffic	3	0	4	0	37,138.43	305,500.00
27 CR 1327 - 0.132	3	truck traffic	1	0	1	0	591.56	3,300.00
28 CR 1340 - 0.626	4	weather	0	0	1	0	2,805.43	
29 CR 1360 - 0.83	3	truck traffic	1	0	1	0	3,719.66	41,500.00
30 CR 1375 - 0.792	3	truck traffic	0	0	1	0	3,549.37	19,800.00
31 CR 1400 - 0.465	2	truck traffic	0	0	1	0	2,083.91	33,250.00
32 CR 1410 - 0.171	3	weather	0	0	1	0	766.34	4,250.00
33 CR 1420 - 1.248	3	truck traffic	0	0	2	0	5,592.94	31,200.00
						0		

Report-Precinct

34	CR 1425 - 0.554	2	truck traffic	0	0	2	0	2,482.76	13,850.00
35	CR 1450 - 6.604	3	truck traffic	1	0	4	0	29,596.02	80,000.00
36	CR 1458 - 0.186	2	truck traffic	0	0	1	0	833.56	4,650.00
37	CR 1500 - 0.248	3	truck traffic	0	0	1	0	1,111.41	24,000.00
38	CR 1510 - 0.16	4	truck traffic	0	0	1	0	717.04	
39	CR 1515 - 0.31	3	weather	0	0	1	0	1,389.27	31,000.00
40	CR 1520 - 2.538	2	truck traffic	1	0	1	0	11,374.12	253,000.00
41	CR 1525 - 0.116	4	truck traffic	0	0	2	0	519.85	
42	CR 1535 - 0.411	2	weather	0	0	1	0	1,841.90	10,275.00
43	CR 1550 - 2.47	2	truck traffic	2	0	2	0	11,069.37	247,000.00
44	CR 1551 - 0.203	4	weather	0	0	3	0	909.75	
45	CR 1552 - 0.262	3	weather	1	0	1	0	1,174.16	6,550.00
46	CR 1555 - 0.116	3	truck traffic	0	0	2	0	519.85	2,900.00
47	CR 1600 - 2.706	3	truck traffic	0	0	1	0	12,127.02	195,000.00
48	CR 1615 - 1.744	2	truck traffic	1	0	2	0	7,815.78	43,600.00
49	CR 1625 - 0.156	4	truck traffic	2	0	2	0	699.11	
50	CR 1700 - 3.677	2	truck traffic	0	0	0	0	16,478.58	150,000.00
51	CR 1705 - 0.478	2	truck traffic	2	0	4	0	2,142.17	11,950.00
52	CR 1800 - 0.413	3	truck traffic	0	0	1	0	1,850.87	10,325.00
53	CR 1815 - 0.357	3	truck traffic	1	0	1	0	1,599.90	8,925.00
54	CR 1840 - 0.6	2	truck traffic	0	0	1	0	2,688.91	15,000.00
55	CR 1860 - 0.861	2	truck traffic	0	0	1	0	3,858.59	86,000.00
56	CR 1875 - 4.024	1	truck traffic	1	0	2	0	18,033.67	100,600.00
57	CR 1890 - 0.813	1	truck traffic	0	0	2	0	3,643.48	20,325.00
59	CR 1900 - 0.183	3	truck traffic	1	0	2	0	820.11	4,575.00
60	CR 1910 - 0.801	2	truck traffic	1	0	1	0	2,875.35	20,025.00
61	CR 1915 - 0.47	3	truck traffic	2	0	1	0	210.31	11,750.00
62	CR 1920 - 0.851	2	truck traffic	2	0	1	0	3,813.78	21,275.00
63	CR 4250 - 1.62	4	truck traffic	0	0	2	0	7,260.07	
64	CR 4252 - 0.485	2	truck traffic	0	0	1	0	2,173.54	12,125.00
65	CR 4259 - 1.783	2	truck traffic	1	0	1	0	7,990.56	44,575.00
66	CR 4260 - 6.542	4	truck traffic	0	0	2	0	29,318.16	523,360.00
67	CR 4262 - 0.386	2	truck traffic	0	0	1	0	1,729.87	38,600.00
68	CR 4264 - 0.46	3	truck traffic	0	0	1	0	2,061.50	46,000.00
69	CR 4265 - 0.556	3	truck traffic	1	0	2	0	2,491.73	55,600.00
70	CR 4266 - 1.394	2	truck traffic	0	0	1	0	6,247.25	139,400.00
71	CR 4267 - 0.091	2	truck traffic	0	0	0	0	407.81	2,275.00
72	CR 4268 - 0.45	2	truck traffic	1	0	1	0	2,016.68	45,000.00
73	CR 4270 - 0.65	3	truck traffic	0	0	0	0	2,912.99	65,000.00
74	CR 4273 - 0.092	2	weather	0	0	1	0	412.31	9,200.00

Report-Precinct

75	CR 4274 - 0.093	2	weather	0	0	1	0	416.78	9,300.00
76	CR 4276 - 0.226	2	truck traffic	1	0	1	0	1,012.82	22,600.00
77	CR 4279 - 0.806	2	truck traffic	0	0	0	0	3,612.11	20,150.00
78	CR 4280 - 3.511	4	truck traffic	0	0	2	0	15,734.65	
79	CR 4288 - 0.066	3	truck traffic	0	0	0	0	295.78	6,600.00
80	CR 4289 - 0.183	3	weather	0	0	1	0	820.11	4,575.00
81	CR 4290 - 0.164	2	weather	0	0	1	0	734.97	4,100.00
82	CR 4300 - 7.513	2	truck traffic	0	0	2	0	33,669.73	187,825.00
83	CR 4450 - 0.626	3	truck traffic	0	0	1	0	2,805.43	62,600.00
84	CR 4451 - 0.284	3	truck traffic	0	0	0	0	1,272.75	28,400.00
85	CR 4453 - 0.133	3	truck traffic	0	0	1	0	596.04	3,325.00
86	CR 4455 - 5.01	3	truck traffic	1	0	4	0	22,452.46	501,000.00
87	CR 4456 - 0.124	2	weather	0	0	1	0	555.71	3,100.00
88	CR 4457 - 0.184	2	weather	1	0	0	0	824.61	4,600.00
89	CR 4458 - 0.209	3	truck traffic	0	0	1	0	936.63	5,225.00
90	CR 4459 - 0.163	3	weather	0	0	0	0	730.48	4,075.00
91	CR 4460 - 0.343	3	weather	0	0	1	0	1,537.16	8,575.00
92	CR 4465 - 0.481	2	truck traffic	1	0	2	0	2,155.61	48,100.00
93	CR 4470 - 1.956	2	truck traffic	1	0	2	0	8,765.87	195,600.00
94	CR 4471 - 0.086	2	truck traffic	0	0	1	0	385.41	8,600.00
95	CR 4472 - 3.644	1	truck traffic	2	0	3	0	16,330.69	364,400.00
96	CR 4473 - 0.494	3	weather	0	0	1	0	2,213.87	12,350.00
97	CR 4474 - 0.175	2	weather	0	0	1	0	784.26	17,500.00
98	CR 4475 - 0.297	4	truck traffic	0	0	0	0	1,331.01	
99	CR 4476 - 0.211	3	truck traffic	1	0	1	0	945.61	5,275.00
100	CR 4478 - 1.034	3	truck traffic	0	0	1	0	4,633.90	103,400.00
101	CR 4479 - 0.257	4	truck traffic	0	0	2	0	1,151.75	
102	CR 4480 - 0.48	3	truck traffic	0	0	0	0	2,151.13	12,000.00
103	CR 4485 - 0.775	3	truck traffic	0	0	1	0	3,473.18	77,500.00
104	CR 4490 - 2.063	2	truck traffic	0	0	2	0	9,245.39	206,300.00
105	CR 4492 - 0.546	3	truck traffic	0	0	1	0	2,446.91	13,650.00
106	CR 4494 - 0.851	2	truck traffic	1	0	0	0	3,813.80	21,275.00
107	CR 4495 - 0.754	2	truck traffic	0	0	1	0	3,379.07	75,400.00
108	CR 4496 - 0.326	2	truck traffic	0	0	1	0	1,460.97	8,150.00
109	CR 4497 - 1.086	3	truck traffic	0	0	2	0	4,866.97	27,150.00
110	CR 4498 - 0.368	3	truck traffic	0	0	0	0	1,649.20	9,200.00
111	CR 4499 - 0.267	3	truck traffic	0	0	1	0	1,196.56	6,675.00
112	CR 4500 - 4.284	2	truck traffic	2	0	4	0	19,198.87	107,100.00
113	CR 4502 - 0.643	3	truck traffic	0	0	0	0	2,881.62	16,075.00
114	CR 4505 - 0.493	2	weather	1	0	1	0	2,209.39	12,325.00

Report-Precinct

115 CR 4508 - 0.476	2 truck traffic	0	0	1	2,133.20	11,900.00
116 CR 4525 - 3.918	2 truck traffic	1	0	2	17,558.63	97,950.00
117 CR 4527 - 0.391	3 truck traffic	0	0	1	1,752.27	9,775.00



COUNTY OF TYLER §

PRECINCT NO. 3 §

Annual Road Report

Pursuant to Transportation Code Section 251.005, this Annual Road Report provides information on the condition of each road, culvert, and bridge in the County by Precinct along with costs associated with maintaining existing roads, culvert, and bridges. Furthermore, suggestions are included where new roads may be needed. This report covers the County roads activity for the period of September 2014 through August 2016.

1. Condition of each road, culvert, and bridge in the precinct and the primary cause of any road, culvert or bridge degradation:
(These can be listed separate on another page if additional space is needed.)
(SEE ATTACHED)

2. Amount of money necessary for maintenance of the precinct roads during the next fiscal year: (SEE ATTACHED)

3. Number of traffic control devices in the precinct defaced or torn down: (SEE ATTACHED)

4. Any new road that should be opened in the precinct: (SEE ATTACHED)

5. Any bridges, culverts, or other improvements necessary to place the precinct roads in good condition, and the probable cost of the improvements: (again can list on separate page if needed)
(SEE ATTACHED)

Submitted by the undersigned on this 5 th day of JULY, 2016.

Michael D. Marshall

Commissioners Printed Name

Michael D. Marshall


Commissioner Michael D. Marshall, Precinct 3

Subscribed and sworn to, before me, the undersigned authority, this 5 th day of July, 2016.

Mary D. Walters

Notary Public

My commission expires: 11/18/2019



Tyler County Annual Road Report-Precinct 3

	List of County Roads by Name/Number	Road Condition-Rank on a Scale of 1-5: 1=Poor 5=Excellent	Cause of Degradation	Number of Culverts needing repair or replacement	Bridges in need of repair or replacement	Control Devices (Signs, Lights needing repair or replacement)	New Roads Needed for opening	Average Costs of Maintenance in Coming Year for Specific Road (Pct Budget/Miles)	Extra or additional Cost Repairs Identified in Rep for Specific Road
1	CR 2779/.266/miles	2	Heavy Traffic	7	0	3	0	1,235.26	21,280
2	CR 2780/2.03	3	Heavy Trk Traffic	0	0	3	0	9,426.97	162,400
3	CR 2800/1.06	3	Trucks/Weather	0	0	3	0	4,922.46	84,800
4	CR 2900/.778	2	Heavy Trk/weather	4	0	3	0	3,612.90	622.4
5	CR 2910/.1	4	Weather	0	0	0	0	464.38	8,000
6	CR 2925/1.824	2	Trucks/Weather	5	0	3	0	8,470.35	145,920
7	CR 2928/.916	2	Trucks/Weather	2	0	1	0	4,253.75	732.8
8	CR 2931/.703	2	Trucks/Weather	3	0	1	0	3,264.61	56,240
9	CR 2975/1.58	2	Trucks/Weather	5	0	3	0	7,337.25	1,264
10	CR 2976/.59	2	Traffic/Weather	2	0	1	0	2,739.86	47,200
11	CR 3000/2.945	2	Heavy Trucks	0	0	4	0	13,676.08	235.6
12	CR 3005/.256	2	Trucks/Weather	0	0	1	0	1,188.82	20,480
13	CR 3020/.486	2	Heavy Trucks	2	0	1	0	2,256.90	38,880
14	CR 3030/.107	2	Traffic/Weather	1	0	2	0	496.89	8,560
15	CR 3035/.202	3	Trucks/Traffic	0	0	0	0	938.054	16,160
16	CR 3050/4.207	2	Heavy Trucks	3	0	0	0	19,536.60	336,560
17	CR 3051/.216	2	Age/Traffic	3	0	0	0	1,003.07	17,280
18	CR 3053/.18	2	Age/Traffic	0	0	2	0	835.89	14,400
19	CR 3055/.188	2	Traffic/Weather	1	0	1	0	873.04	15,040
20	CR 3060/.04	2	Weather	0	0	1	0	185.75	3,200
21	CR 3065/.151	2	Traffic/Weather	0	0	1	0	701.22	12,080
22	CR 3070/.13	2	Traffic/Weather	0	0	1	0	603.6979	10,400
23	CR 3080/.621	2	Traffic/Weather	0	0	0	0	2,883.82	49,680
24	CR 3085/.254	2	Traffic/Weather	0	0	0	0	1,179.53	20,320
25	CR 3100/.931	2	Age/Traffic	2	0	0	0	4,323.41	74,480
26	CR 3110/.247	2	Weather	0	0	0	0	1,147.03	19,760
27	CR 3120/.431	2	Traffic/Weather	0	0	0	0	2,001.49	34,480
28	CR 3122/.06	2	Traffic/Weather	0	0	0	0	278.6298	4,800
29	CR 3130/.404	3	Bus/Trucks	0	0	0	0	1,876.11	32,320
30	CR 3131/.131	2	Traffic/Weather	0	0	0	0	608.34173	10,480
31	CR 3138/.106	2	Traffic/Weather	0	0	0	0	492.25598	8,480
32	CR 3140/1.23	2	Traffic/Weather	0	0	0	0	5,711.91	98,400
33	CR 3142/.184	2	Traffic/Weather	0	0	0	0	854.46472	14,720
				0		1	0		

Tyler County Annual Road
Report-Precinct 3

34	CR 3143/.2	2	Traffic/Weather	0	0	1	0	928.766	16,000
35	CR 3145/.313	2	Traffic/Weather	0	0	1	0	1,453.52	25,040
36	CR 3150/1.079	2	Traffic/Weather	0	0	1	0	5,010.69	86,320
37	CR 3155/.31	2	Traffic/Weather	0	0	1	0	1,439.59	24,800
38	CR 3160/.627	2	Traffic/Weather	0	0	1	0	2,911.68	50,160
39	CR 3170/1.231	2	Traffic/Weather	0	0	1	0	5,716.55	98,480
40	CR 3180/1.43	3	Traffic/Weather	0	0	1	0	6,640.68	114,400
41	CR 3190/1.078	2	Traffic/Weather	0	0	1	0	5,006.05	86,240
42	CR 3200/2.902	3	Heavy Trk/weather	3	0	1	0	13,476.39	232,160
43	CR 3205/.083	2	Traffic/Weather	1	0	1	0	385.44	6,640
44	CR 3215/.803	2	Traffic/Weather	2	0	1	0	3,729.00	64,240
45	CR 3218/.46	2	Traffic/Weather	0	0	1	0	2,136.16	36,800
46	CR 3220/.848	2	Traffic/Weather	2	0	1	0	3,937.97	67,840
47	CR 3230/1.183	2	Traffic/Weather	2	0	1	0	5,493.65	94,640
48	CR 3234/1.33	2	Traffic/Weather	1	0	1	0	6,176.29	106,400
49	CR 3240/1.071	3	Traffic/Weather	3	0	1	0	4,973.54	85,680
50	CR 3249/.451	2	Traffic/Weather	3	0	1	0	2,094.37	36,080
51	CR 3251/1.454	2	Traffic/Weather	5	0	1	0	6,752.13	116,320
52	CR 3255/1.945	3	Traffic/Weather	4	0	1	0	9,032.25	155,600
53	CR 3257/.104	2	Traffic/Weather	0	0	1	0	482.96	8,320
54	CR 3258/.126	2	Traffic/Weather	0	0	1	0	585.12	10,080
55	CR 3260/6.193	2	Heavy Trk/Traffic	7	1	1	0	28,759.24	495,440
56	CR 3263/.773	2	Traffic/Weather	1	0	3	0	3,589.68	61,840
57	CR 3265/.626	2	Traffic/Weather	0	0	0	0	2,907.04	50,080
58	CR 3266/1.063	2	Truck/Traffic	3	0	0	0	4,936.39	85,040
59	CR 3280/.093	2	Truck/Traffic	0	0	1	0	432.88	7,440
60	CR 3284/.126	2	Traffic/Weather	1	0	0	0	585.12	10,080
61	CR 3290/.478	2	Truck/Traffic	2	0	0	0	2,219.75	38,240
62	CR 3292/.56	2	Weather	1	0	0	0	2,600.54	44,800
63	CR 3293/.313	2	Weather	2	0	0	0	1,453.52	38,160
64	CR 3300/.477	2	Traffic/Weather	2	0	1	0	2,215.11	38,160
65	CR 3325/5.577	2	Weather	4	0	2	0	25,898.64	446,160
66	CR 3330/.641	2	Traffic/Weather	1	0	0	0	2,976.70	51,280
67	CR 3345/.98	3	Traffic/Weather	2	0	0	0	4,550.95	78,400
68	CR 3350/.58	2	Truck/Traffic	0	0	0	0	2,693.42	46,400
69	CR 3375/.284	2	Truck/Traffic	0	0	1	0	1,318.85	22,720
70	CR 3380/.352	2	Traffic/Weather	2	0	1	0	1,634.63	28,160
71	CR 3381/.215	2	Traffic/Weather	1	0	0	0	998.42	17,200
72	CR 3390/.077	3	Traffic/Weather	0	0	0	0	357.57	6,160
73	CR 3400/10.264	2	Heavy Traffic	20	0	5	0	47,664.27	821,120

Tyler County Annual Road
Report-Precinct 3

74	CR 3430/.557	3	Traffic/Weather	3	0	1	0	2,586.61	44,560
75	CR 3475/1.263	2	Traffic/Weather	1	0	2	0	5,865.16	101,040
76	CR 3480/.298	2	Traffic/Weather	1	0	1	0	1,383.86	23,840
78	CR 3510/1.039	3	Heavy Trk/Traffic	3	0	3	0	4,824.94	83,120
79	CR 3520/.88	3	Traffic/Weather	0	0	0	0	4,086.57	70,400
80	CR 3523/.231	2	Traffic/Weather	0	0	0	0	1,072.72	18,480
81	CR 3525/.143	2	Traffic/Weather	0	0	1	0	664.07	11,440
82	CR 3530/.8	2	Traffic/Weather	0	0	1	0	3,715.06	64,000
83	CR 3540/.153	2	Traffic/Weather	0	0	1	0	710.51	12,240
84	CR 3550/4.952	2	Heavy Trk Traffic	3	0	3	0	22,996.25	396,160
85	CR 3560/2.34	2	Heavy Trk Traffic	3	0	2	0	10,866.56	187,200
86	CR 3565/.428	2	Heavy Trk Traffic	2	0	1	0	1,987.56	34,240
87	CR 3567/.11	3	Traffic/Weather	0	0	0	0	510.82	8,800
89	CR 3568/.133	2	Heavy Trk Traffic	2	0	0	0	617.63	10,640
90	CR 3610/.591	2	Traffic/Weather	2	0	1	0	2,744.50	47,280
91	CR 3625/.598	2	Traffic/Weather	1	0	1	0	2,777.01	47,840
92	CR 3630/1.71	2	Traffic/Weather	2	0	2	0	7,940.95	136,800
93	CR 3632/.1	2	Traffic/Weather	0	0	0	0	464.38	80,000
94	CR 3633/.147	2	Traffic/Weather	0	0	0	0	682.64	11,760
95	CR 3650/1.62	2	Heavy Trk Traffic	3	0	2	0	7,523.00	12,960
96	CR 3660/1.219	2	Heavy Trk Traffic	0	0	2	0	5,660.83	97,520
97	CR 3665/1.313	2	Traffic/Weather	0	0	2	0	6,097.35	105,040
98	CR 3667/.124	2	Traffic/Weather	0	0	0	0	575.83	9,920
99	CR 3700/.963	3	Truck Traffic	1	0	2	0	4,472.01	77,040
100	CR 3705/.518	3	Traffic/Weather	1	0	1	0	2,405.50	41,440
101	CR 3709/.653	3	Traffic/Weather	1	0	0	0	3,032.42	52,240
102	CR 3715/.301	2	Traffic/Weather	1	0	0	0	1,397.79	24,080
103	CR 3725/8.721	3	Heavy Trk Traffic	15	0	5	0	40,498.84	697,680
104	CR 3750/6.99	2	Heavy Trk Traffic	2	0	3	0	32,460.37	559,200
105	CR 3767/.703	2	Traffic/Weather	2	0	0	0	3,264.61	56,240
106	CR 3770/.159	2	Traffic/Weather	0	0	0	0	738.37	12,720
107	CR 3775/3.674	2	Heavy Trk Traffic	5	0	3	0	17,061.43	293,920
108	CR 3815/.136	3	Traffic/Weather	0	0	0	0	631.56	10,880
109	CR 3820/.07	2	Traffic/Weather	1	0	0	0	325.07	5,600
110	CR 3823/.12	3	Traffic/Weather	0	0	0	0	557.26	9,600
111	CR 3825/.341	3	Traffic/Weather	1	0	0	0	1,583.55	27,280
112	CR 3830/1.663	2	Traffic/Weather	3	0	2	0	7,722.69	133,040
113	CR 3840/.687	3	Traffic/Weather	2	0	1	0	3,190.31	54,960
114	CR 3845/.426	3	Traffic/Weather	1	0	0	0	1,978.27	341
115	CR 3870/.788	3	Traffic/Weather	6	0	1	0	3,659.34	63,040

Tyler County Annual Road Report-Precinct 3

116	CR 3900/3.596	3	Truck Traffic	3	1	2	0	16,699.21	287,680
117	CR 3910/2.775	2	Traffic/Weather	2	0	2	0	12,886.63	222,000
118	CR 3920/818	3	Traffic/Weather	1	0	1	0	3,798.65	65,440
119	CR 3925/417	3	Traffic/Weather	1	0	1	0	1,936.48	33,360
120	CR 3930/1.61	2	Traffic/Weather	2	0	1	0	7,476.57	128,800
121	CR 3940/242	3	Traffic/Weather	2	0	0	0	1,123.81	19,360
122	CR 3945/338	3	Traffic/Weather	1	0	0	0	1,596.61	27,040
123	CR 4005/308	3	Traffic/Weather	1	0	2	0	1,430.30	24,640
124	CR 4020/884	3	Traffic/Weather	0	0	2	0	4,105.15	70,720
125	CR 4025/174	2	Traffic/Weather	0	0	0	0	808.03	13,920
126	CR 4030/124	2	Truck Traffic	1	0	0	0	575.83	9,920
127	CR 4040/1.308	2	Truck Traffic	3	0	2	0	6,074.13	104,640
128	CR 4050/357	3	Traffic/Weather	2	0	1	0	1,657.85	28,560
129	CR 4065/203	3	Traffic/Weather	1	0	0	0	942.70	16,240
130	CR 4070/1.455	3	Truck Traffic	7	0	2	0	6,756.77	116,400
131	CR 4071/081	3	Traffic/Weather	2	0	0	0	376.15	6,480
132	CR 4072/1.14	3	Traffic/Weather	1	0	2	0	529.40	9,120
134	CR 4073/1.13	3	Traffic/Weather	1	0	0	0	524.75	9,040
135	CR 4074/071	3	Traffic/Weather	0	0	0	0	329.71	5,680
136	CR 4075/083	3	Traffic/Weather	1	0	0	0	385.44	6,640
137	CR 4080/068	3	Traffic/Weather	0	0	0	0	315.78	5,440
138	CR 4085/221	3	Traffic/Weather	0	0	0	0	1,026.29	17,680
139	CR 4090/573	3	Truck Traffic	3	0	0	0	2,660.91	45,840
140	CR 4092/458	3	Traffic/Weather	4	0	1	0	2,126.87	36,640
141	CR 4094/399	3	Traffic/Weather	3	0	1	0	1,852.89	31,920
142	CR 4095/223	3	Traffic/Weather	4	0	1	0	1,035.57	17,840
143	CR 4096/298	3	Traffic/Weather	2	0	1	0	1,383.86	23,840
144	CR 4097/273	3	Traffic/Weather	3	0	1	0	1,267.77	21,840
145	CR 4098/3	3	Traffic/Weather	2	0	0	0	1,393.15	24,000
146	CR 4099/103	3	Traffic/Weather	2	0	1	0	4,783.14	8,240
147	CR 4105/146	3	Traffic/Weather	2	0	1	0	678.00	11,680
148	CR 4110/968	2	Traffic/Weather	5	0	2	0	4,495.23	77,440
149	CR 4115/28	3	Traffic/Weather	1	0	0	0	1,300.27	22,400
150	CR 4120/2.083	2	Heavy Trk Traffic	4	0	2	0	9,673.10	166,640
151	CR 4125/4	2	Traffic/Weather	1	0	0	0	1,857.32	32,000
152	CR 4130/786	2	Traffic/Weather	1	0	2	0	3,650.05	62,880
153	CR 4131/203	2	Traffic/Weather	2	0	0	0	942.70	16,240
154	CR 4134/186	3	Traffic/Weather	3	0	0	0	863.75	14,880
155	CR 4136/26	3	Traffic/Weather	2	0	0	0	1,207.40	20,800
156	CR 4138/233	3	Traffic/Weather	1	0	0	0	1,082.01	18,640

Tyler County Annual Road
Report-Precinct 3

157 CR 4140/.341	2	Traffic/Weather	0	0	0	0	0	11,583.55	27,280
158 CR 4142/.18	2	Traffic/Weather	3	0	0	0	0	835.89	14,400
159 CR 4143/.053	2	Traffic/Weather	0	0	0	1	0	246.12	4,240
160 CR 4145/.13	2	Traffic/Weather	1	0	0	1	0	603.70	10,400
161 CR 4150/.637	3	Traffic/Weather	3	0	0	2	0	2,958.12	50,960
162 CR 4151/.43	3	Traffic/Weather	1	0	0	1	0	1,996.85	34,400
163 CR 4152/.138	2	Traffic/Weather	0	0	0	0	0	640.85	11,040
164 CR 4153/.484	3	Traffic/Weather	1	0	0	1	0	2,247.61	38,720
165 CR 4154/.071	3	Traffic/Weather	2	0	0	0	0	329.71	5,680
166 CR 4156/.066	3	Traffic/Weather	1	0	0	0	0	306.49	5,280
167 CR 4160/.254	3	Traffic/Weather	2	0	0	1	0	1,179.53	20,320
168 CR 4165/.034	3	Traffic/Weather	0	0	0	0	0	157.89	2,720
169 CR 4170/.279	3	Traffic/Weather	1	0	0	1	0	1,295.63	22,320
170 CR 4175/.273	2	Traffic/Weather	1	0	0	0	0	1,267.77	21,840
171 CR 4180/.18	2	Traffic/Weather	5	0	0	1	0	835.89	14,400
172 CR 4190/.343	3	Traffic/Weather	2	0	0	0	0	1,592.83	27,440
173 CR 4193/.361	2	Traffic/Weather	1	0	0	0	0	1,676.42	28,880
174 CR 4195/.694	3	Traffic/Weather	3	0	0	1	0	3,222.82	55,520
175 CR 4210/4.533	2	Traffic/Weather	5	0	0	2	0	21,050.48	362,640
176 CR 4215/.22	2	Traffic/Weather	0	0	0	0	0	1,021.64	17,600
177 CR 4400/2.224	3	Traffic/Weather	5	0	0	3	0	10,327.88	177,920
178 CR 4401/.403	2	Traffic/Weather	1	0	0	0	0	1,871.46	32,240
179 CR 4405/.126	2	Traffic/Weather	0	0	0	0	0	585.12	10,080
180 CR 4407/.328	2	Traffic/Weather	2	0	0	0	0	1,523.18	26,240
181 CR 4410/1.678	3	Traffic/Weather	1	0	0	2	0	7,792.35	134,240
182 CR 4412/.174	2	Traffic/Weather	1	0	0	0	0	808.03	13,920



COUNTY OF TYLER §

PRECINCT NO. 4 §

Annual Road Report

Pursuant to Transportation Code Section 251.005, this Annual Road Report provides information on the condition of each road, culvert, and bridge in the County by Precinct along with costs associated with maintaining existing roads, culvert, and bridges. Furthermore, suggestions are included where new roads may be needed. This report covers the County roads activity for the period of September 2014 through August 2016.

1. Condition of each road, culvert, and bridge in the precinct and the primary cause of any road, culvert or bridge degradation:

(These can be listed separate on another page if additional space is needed.)

(SEE ATTACHED)

2. Amount of money necessary for maintenance of the precinct roads during the next fiscal year: (SEE ATTACHED)

3. Number of traffic control devices in the precinct defaced or torn down: (SEE ATTACHED)

4. Any new road that should be opened in the precinct: (SEE ATTACHED)

5. Any bridges, culverts, or other improvements necessary to place the precinct roads in good condition, and the probable cost of the improvements: (again can list on separate page if needed)
(SEE ATTACHED)

Submitted by the undersigned on this 5 th day of JULY, 2016.

Julius A. Walston

Commissioners Printed Name


J.A. Walston
Commissioner J.A. Walston, Precinct 4

Subscribed and sworn to, before me, the undersigned authority, this 5 th day of July, 2016.

Mary D. Walters

Notary Public

My commission expires: 11/18/2019



County Annual Road Report-Precinct 4

A	B	C	D	E	F	G	H	I	J
	List of County Roads by Name/Number	Road Condition-Rank on a Scale of 1-5: 1=Poor 5=Excellent	Cause of Degradation	Number of Culverts needing repair or replacement	Bridges in need of repair or replacement	Control Devices (Signs, Lights needing repair or replacement	New Roads Needed for opening	Average Costs of Maintenance in Coming Year for Specific Road (Pct Budget/Miles)	Extra or additional Cost of Repairs Identified in Report for Specific Road
1									
2	CR 4309/1.128/Miles	4	Traffic	0	0	1	0	4,639.17	0
3	CR 4320/1.403	3	Heavy Trk/Weather	2	0	0	0	5,770.17	156,800
4	CR 4325/1.5	3	Weather	0	1	0	0	6,169.10	60,000
5	CR 4330/.543	3	Weather	1	0	1	0	2,233.21	43,440
6	CR 4335/.956	3	Heavy Trk Traffic	1	0	2	0	3,931.78	76,480
7	CR 4345/2.63	3	Heavy Trk/Weather	2	0	1	0	10,816.50	210,400
8	CR 4350/.756	3	Heavy Trk/Weather	0	0	0	0	3,109.23	60,480
9	CR 4355/.901	3	Heavy Trk Traffic	0	0	1	0	3,705.58	72,080
10	CR 4360/1.924	2	Heavy Trk Traffic	0	0	2	0	7,912.91	153,920
11	CR 4364/.761	2	Weather	0	0	0	0	3,129.79	60,880
12	CR 4368/.566	4	Traffic	0	0	0	0	2,327.81	0
13	CR 4369/.14	2	Weather	0	0	0	0	575.7833	11,200
14	CR 4370/1.019	3	Traffic/Weather	0	0	0	0	4,190.88	81,520
15	CR 4373/.336	4	Traffic	0	0	0	0	1,381.88	26,880
16	CR 4374/.151	2	Traffic/Weather	1	0	1	0	621.0234	12,080
17	CR 4375/2.948	3	Heavy Trk/Weather	1	0	2	0	12,124.35	235,840
18	CR 4378/.557	3	Heavy Trk/Weather	0	0	0	0	2,290.80	44,560
19	CR 4380/1.65	3	Traffic/Weather	0	0	0	0	6,786.02	132,000
20	CR 4387/.981	2	Weather	0	0	1	0	4,035	78,480
21	CR 4390/.747	3	Heavy Trk/Weather	0	0	1	0	3,072.22	59,760
22	CR 4392/.77	3	Traffic/Weather	0	0	0	0	3,166.81	61,600
23	CR 4394/.344	3	Weather	0	0	0	0	4,414.78	27,520
24	CR 4415/2.433	3	Weather	1	0	1	0	10,006.29	194,640
25	CR 4416/.973	3	Weather	0	0	0	0	4,001.69	77,840
26	CR 4420/2.422	3	Heavy Traffic/W.	2	0	1	0	9,961.05	112,000
27	CR 4422/.179	2	Weather	0	0	0	0	736.1801	14,320
28	CR 4425/.744	2	Heavy Traffic/W.	1	0	2	0	3,059.88	59,520
29	CR 4426/.234	2	Traffic/Weather	1	0	1	0	962.3807	18,720
30	CR 4430/.396	3	Traffic/Weather	1	0	2	0	1,628.64	31,680
31	CR 4432/.249	3	Traffic	0	0	1	0	1,024.07	23,520
32	CR 4433/.366	3	Traffic	0	0	0	0	1,505.26	29,280

County Annual Road
Report-Precinct 4

	A	B	C	D	E	F	G	H	I	J
33	CR 4437/1.556		3	Weather	0	0	0	0	6,399.42	124,480
34	CR 4438/.146		3	Weather	0	0	0	0	600.4597	11,680
35										
36	CR 4440/.958		3	Traffic/Weather	0	0	1	0	3,940.00	76,640
37	CR 4442/.343		3	Weather	1	0	0	0	1,410.67	27,440
38	CR 4444/.35		3	Weather	0	0	0	0	1,439.46	28,000
39	CR 4445/1.063		3	Traffic/Weather	0	0	0	0	4,371.84	85,040
40	CR 4446/.187		2	Traffic/Weather	0	0	0	0	769.08	14,960
41	CR 4447/.213		2	Traffic/Weather	0	0	0	0	876.01	18,480
42	CR 4448/.064		3	Traffic	0	0	0	0	263.22	5,120
43	CR 4449/.051		2	Weather	0	0	0	0	209.75	4,080
44	CR 4510/1.733		3	Heavy Trk/Weather	1	0	2	0	7,127.38	138,640
45	CR 4515/.717		3	Heavy Trk/Weather	1	0	0	0	2,948.83	57,260
46	CR 4520/4.834		3	Heavy Truck Traffic	2	0	2	0	19,880.98	386,720
47	CR 4525/.748		3	Traffic/Weather	0	0	1	0	3,076.33	59,840
48	CR 4530/1.694		3	Traffic/Weather	0	0	0	0	6,966.98	135,520
49	CR 4535/2.432		3	Traffic/Weather	0	0	0	0	10,002.18	194,560
50	CR 4540/.65		4	Traffic	0	0	0	0	2,673.28	52,000
51	CR 4545/1.87		3	Truck/Weather	2	0	0	0	7,690.82	149,600
52	CR 4547/.674		4	Traffic	0	0	1	0	2,771.99	53,920
53	CR 4549/.303		3	Traffic	0	0	0	0	1,246.16	24,240
54	CR 4550/1.468		3	Heavy Trk/Weather	0	0	0	0	6,037.50	117,440
55	CR 4551/.138		3	Weather	0	0	0	0	567.56	11,040
56	CR 4553/.094		3	Weather	0	0	0	0	386.60	7,520
57	CR 4555/.696		3	Traffic	0	0	0	0	2,862.47	55,680
58	CR 4558/1.096		3	Truck/Weather	2	0	0	0	4,507.56	87,680
59	CR 4559/.416		3	Truck/Weather	0	0	0	0	1,710.90	33,280
60	CR 4560/1.487		3	Traffic/Weather	0	0	0	0	6,115.64	118,960
61	CR 4563/.386		3	Traffic/Weather	0	0	0	0	1,587.52	30,880
62	CR 4565/2.562		3	Heavy Trk Traffic	0	0	0	0	10,536.83	204,960
63	CR 4566/.247		3	Heavy Trk Traffic	0	0	0	0	1,015.85	19,760
64	CR 4570/.703		3	Weather	1	0	0	0	2,891.25	56,240
65	CR 4572/.31		3	Weather	0	0	0	0	1,274.95	24,800
66	CR 4575/.353		3	Weather	0	0	0	0	1,451.80	28,240
67	CR 4580/1.327		3	Traffic/Weather	1	0	0	0	5,457.60	106,160
68	CR 4581/.22		2	Traffic/Weather	0	0	0	0	904.80	17,600
69	CR 4582/.883		2	Traffic/Weather	0	0	0	0	3,631.55	70,640
70	CR 4583/.271		2	Traffic/Weather	0	0	0	0	1,114.55	21,680
71	CR 4585/.597		3	Heavy Truck Traffic	0	0	0	0	2,455.30	47,760

County Annual Road
Report-Precinct 4

	A	B	C	D	E	F	G	H	I	J
72	71 CR 4587/.217		2	Weather	0	0	0	0	892.46	17,360
73	72 CR 4590/1.59		3	Traffic/Weather	1	0	0	0	6,539.25	127,200
74	73 CR 4592/.181		2	Traffic/Weather	0	0	1	0	744.41	14,480
75	74 CR 4595/1.8800		3	Heavy Trk/Weather	1	0	2	0	7,731.93	150,400
76	75									
77	76 CR 4600/8.3480		3	Heavy Trk/Weather	2	0	3	0		
78	78									
79	79									
80	80 CR 4605/.766		2	Heavy Trk/Weather	1	0	0	0	3,150.36	61,280
81	81 CR 4610/.283		2	Weather	0	0	0	0	1,163.90	22,640
82	82 CR 4615/.237		3	Weather	0	0	0	0	974.72	18,960
83	83 CR 4616/.164		3	Weather	0	0	0	0	674.49	13,120
84	84 CR 4618/.11		2	Weather	0	0	0	0	452.40	8,800
85	85 CR 4620/.223		2	Weather	0	0	0	0	917.14	17,840
86	86 CR 4622/.34		2	Weather	0	0	0	0	1,398.33	27,200
87	87 CR 4623/.178		2	Weather	0	0	0	0	732.07	14,240
88	88 CR 4625/2.893		3	Traffic/Weather	1	0	2	0	11,898.15	231,440
89	89 CR 4626/.114		2	Weather	0	0	0	0	468.85	9,120
90	90 CR 4628/.758		2	Weather	1	0	1	0	3,117.46	60,640
91	91 CR 4629/.057		3	Weather	0	0	0	0	234.43	4,560
92	92 CR 4630/.614		3	Heavy Trk/Weather	0	0	1	0	2,525.22	49,120
93	93 CR 4632/.173		2	Weather	0	0	0	0	711.50	13,840
94	94 CR 4633/.783		3	Traffic/Weather	1	0	1	0	3,220.27	62,400
95	95 CR 4634/.1		3	Traffic/Weather	0	0	0	0	411.27	8,000
96	96 CR 4635/.33		3	Weather	0	0	0	0	1,357.20	26,400
97	97 CR 4638/.087		3	Weather	0	0	0	0	357.81	6,960
98	98 CR 4640/1.305		4	Weather	0	0	1	0	5,367.12	104,400
99	99 CR 4642/.107		3	Weather	0	0	0	0	440.06	8,560
100	100 CR 4644/1.9560		3	Weather	0	0	1	0	8,044.50	156,480
101	101									
102	102 CR 4646/.916		3	Weather	0	0	0	0	3,767.27	73,280
103	103 CR 4648/.291		3	Weather	0	0	0	0	1,196.81	23,280
104	104 CR 4650/1.997		2	Traffic/Weather	1	0	2	0	8,213.14	159,760
105	105 CR 4652/.126		4	Traffic/Weather	0	0	0	0	518.21	10,080
106	106 CR 4653/1.136		4	Traffic/Weather	0	0	0	0	4,672.07	0
107	107 CR 4654/.283		2	Weather	1	0	0	0	978.83	22,640
108	108 CR 4657/.247		2	Weather	0	0	0	0	1,015.85	19,760
109	109 CR 4658/.123		3	Weather	0	0	0	0	505.87	9,840
110	110 CR 4660/.946		3	Weather	1	0	1	0	3,890.65	75,680

County Annual Road
Report-Precinct 4

	A	B	C	D	E	F	G	H	I	J
111	CR 4665/.746	3	Traffic/Weather	1	0	1	0	0	3,068.10	59,680
112	CR 4666/.121	2	Weather	0	0	0	0	0	497.64	9,680
113	CR 4668/.081	2	Weather	0	0	0	0	0	333.13	6,480
114	CR 4670/.163	3	Traffic	0	0	0	1	0	670.38	13,040
115	CR 4675/.296	2	Traffic	0	0	0	1	0	1,217.37	23,680
116	CR 4700/6.58	3	Heavy traffic	2	0	0	2	0	27,061.82	526,400
117	CR 4710/1.083	3	Traffic	1	0	0	0	0	4,454.10	86,640
118	CR 4715/.156	2	Weather	0	0	0	0	0	641.59	12,480
119	CR 4720/1.463	3	Traffic	0	0	0	1	0	6,016.94	117,040
120	CR 4725/.12	2	Weather	0	0	0	0	0	493.53	9,600
121	CR 4726/.148	2	Weather	0	0	0	0	0	608.69	11,840
122	CR 4735/.858	3	Weather	0	0	0	1	0	3,528.73	68,640
123	CR 4740/.49	4	Traffic	0	0	0	0	0	2,015.24	0
124	CR 4742/.126	3	Weather	0	0	0	0	0	518.21	10,080
125	CR 4748/.16	2	Traffic/Weather	0	0	0	0	0	658.04	12,800
126	CR 4750/.273	3	Traffic/Weather	0	0	0	2	0	1,122.78	21,840
127	CR 4755/1.085	4	Traffic/Weather	0	0	0	3	0	4,462.32	86,800
128	CR 4757/.326	3	Traffic/Weather	0	0	0	0	0	1,340.75	26,080
129	CR 4758/.23	2	Traffic/Weather	0	0	0	0	0	945.93	18,400
130	CR 4759/.141	2	Traffic/Weather	0	0	0	1	0	579.90	11,280
131	CR 4760/.877	3	Weather	1	0	0	1	0	3,606.87	70,160
132	CR 4770/2.639	3	Traffic/Weather	1	0	0	2	0	10,853.52	211,120
133	CR 4772/.84	4	Traffic/Weather	0	0	0	0	0	3,454.70	0
134	CR 4774/.626	2	Traffic/Weather	0	0	0	0	0	2,575	50,080
135	CR 4775/.277	3	Traffic/Weather	0	0	0	0	0	1,139.23	22,160
136	CR 4777/.862	2	Traffic/Weather	1	0	0	2	0	3,545.18	68,960
137	CR 4780/3.38	3	Traffic/Weather	1	0	0	1	0	13,901.05	270,400
138	CR 4790/.194	2	Weather	0	0	0	0	0	797.87	15,520
139	CR 4795/.188	3	Traffic	0	0	0	0	0	773.19	15,040
140	CR 4796/.91	3	Traffic	0	0	0	1	0	3,742.59	72,800
141	CR 4800/6.917	2	Heavy traffic	1	0	0	2	0	28,447.81	553,360
142	CR 4805/.193	2	Weather	0	0	0	0	0	793.76	15,440
143	CR 4810/1.678	2	Weather	0	0	0	0	0	6,901.17	134,240
144	CR 4815/.506	2	Weather	0	0	0	0	0	2,081.05	40,480
145	CR 4825/1.803	2	Weather	0	1	0	2	0	7,415.27	300,000
146	CR 4830/.303	2	Weather	0	0	0	0	0	1,246.16	24,240
147	CR 4850/6.083	3	Heavy Trk Traffic	1	0	0	0	0	25,017.79	486,640
148	CR 4859/.588	2	Weather	0	0	0	0	0	2,418.29	47,040
149	CR 4860/.651	3	Weather	0	0	0	0	0	2,677.39	52,080

County Annual Road
Report-Precinct 4

	A	B	C	D	E	F	G	H	I	J
150	CR 4875/5.19	3	Truck Traffic	1	0	2	0	21,345.11	415,200	
151	CR 4880/1.401	4	Traffic/Weather	0	0	1	0	5,761.95	56,000	
152	CR 4882/.167	2	Weather	0	0	0	0	686.83	13,360	
153	CR 4890/5.014	3	Heavy traffic	1	0	1	0	20,621.27	401,120	
154	CR 4892/.423	2	Weather	1	0	0	0	1,739.69	33,840	
155	CR 4895/.446	2	Weather	0	0	0	0	1,834.28	35,680	
156	CR 4898/.19	2	Weather	0	0	0	0	781.42	15,200	
157	CR 4900/1.431	4	Traffic/Weather	2	0	1	0	5,885.33	57,000	
158	CR 4905/.973	3	Traffic/Weather	0	0	0	0	4,001.69	77,840	
159	CR 4910/.097	2	Weather	0	0	0	0	398.94	7,760	
160	CR 4915/.368	3	Weather	0	0	0	0	1,513.49	29,440	
161	CR 4920/.361	3	Weather	0	0	0	0	1,484.70	28,880	
162	CR 4925/.343	3	Weather	0	0	0	0	1,410.67	27,440	
163	CR 4926/1.017	4	Traffic/Weather	1	0	1	0	4,182.65	40,680	
164	CR 4927/.114	3	Traffic/Weather	0	0	0	0	468.85	9,120	
165	CR 4950/2.563	4	Traffic/Weather	1	0	2	0	10,540.95	102,520	
166	CR 4955/.07	2	Weather	0	0	0	0	287.89	5,600	
167	CR 4957/.13	2	Weather	0	0	0	0	534.66	10,400	
168	CR 4960/.428	3	Weather	0	0	0	0	1,760.25	34,240	
169	CR 4970/.167	3	Weather	0	0	0	0	686.83	13,360	
170	CR 4980/.324	3	Traffic	1	0	0	0	1,332.53	25,920	
171	CR 4984/.124	3	Weather	0	0	0	0	509.98	9,920	